

# HOT DOG STEAMER


Item # 1606


845.226.2447

## INSTRUCTIONS:


Open lid and remove smaller basket inside of machine. Underneath the basket will be a pan with holes in it and a drip pan beneath that – remove both of these. Pour water into the bottom of the machine until the water is just above the heating elements. Put trays and baskets back into the machine and load your hot dogs in. Buns go into the larger basket on the right (about 90 hot dogs and 40 buns can fit). Turn the power switch on and turn the heat to high. After 45 minutes, turn the heat down to low and enjoy!



**POWER REQUIREMENTS:**  
 Dedicated 20 AMP Circuit.  
 \*\* Be Sure that nothing else is plugged into the same circuit

**SPACE REQUIREMENTS:**  
 19" x 15-1/2"x16"

**OPTIONAL EQUIPMENT:**  


**OTHER REQUIREMENTS:**  
 hot dogs, buns, water

**Clean up:** Un-screw the drain valve cap near the power button and drain. Rinse the inside of the machine with warm soapy water and pat dry.

Water will be very hot, use **CAUTION!**